



How Do I Find the Pico's MAC Address

Your IT department may request you to find the MAC address of the Pico you use. In this case, it is reasonably easy to view it to then pass along to your IT department.


1. Within Next World Agent on the headset, click on the connection button down the bottom.



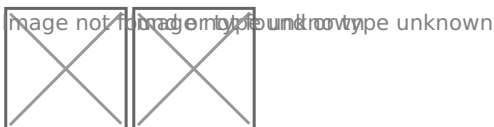
2. Scroll right down to the bottom of the WLAN settings. You will see an option "Add Network". Click this option.



3. Scroll right down to the bottom and you will see an option called "Wi-Fi preferences". Click this button.



4. Click on "Advanced" and you will see one of the options is "MAC address". Copy it down and send it to the relevant person in your IT department.



Revision #1

Created 2 May 2024 03:31:37 by NWXR Admin

Updated 2 May 2024 03:33:03 by NWXR Admin